

RID-CCT27-614

Deep Stepped Baffle Downlight with Selectable Color Temperature



NAME:

TYPE:

DATE:

NOTES:

SPECIFICATIONS

LIGHT UNIT:	Aluminum Die cast with powder paint coat preventing discoloring and rusting.
WIRING:	Plenum rated cable used to connect light unit and junction box.
JUNCTION BOX:	Aluminum extrusion, with full ½" knockouts on each side and the end of the junction box. Wiring compartment allows for (6) 12 gauge (AWG) or (8) 14 gauge (AWG) insulated conductors. Connection to one (1) downstream unit is permitted within the junction box compartment. The compartment satisfies junction box volume requirements of CSA C22.2 No. 250.0/UL 1598.
OPTICS:	Back-lit LED technology uses light guided plate to distribute light. A polycarbonate lens is used to provide even illumination throughout the installation. The deep baffled design offers an anti-glare application.
ELECTRICAL & PHASE CONTROL:	Easily connected to a 120V power supply via provided UL recognized driver. Dimming down to 10% with most standard LED dimmers (see list of approved dimmers). Ambient operating temperature: -40°C (-40°F) to +40°C (+104°F). IC, WET Location and AIR-TIGHT rated. Phase Control: Forward Phase / Reverse Phase Certifications: This product is ETL listed in USA & Canada, certified to UL standard 1598 and CSA standard C22.2 No. 250.0-08

CUTTING HOLE:	6.33" (160.8mm)
MOUNTING PLATE:	AMP600 / MPHB425-600
BEAM ANGLE:	107°
CRI:	90+
LUMEN OUTPUT:	1000 lumens
DIMMABLE:	Yes
WATTS:	13 Watts
LED LIFE:	50,000 hrs
WARRANTY:	5 years
DRIVER (SPECIAL ORDER):	120-277V, 0-10V Dimming

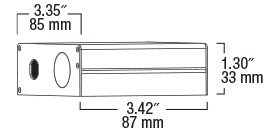
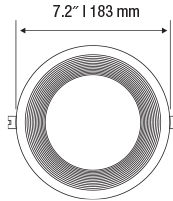
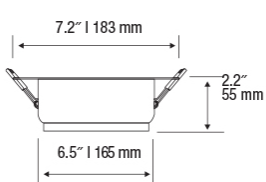
APPLICATIONS

This latest CCT (Correlated Color Temperature) technology is offered in a low-profile design. It features three (3) color temperatures 27K, 3K & 4K to select from. The color temperature selector is located on the light unit, which allows for color selection to be made at final install stage. It is IC and AIR-TIGHT rated and allows installation in almost any location, even directly under a ceiling joist. Whether is is a Remodel or New Construction installation, this unit is well suited for indoor / outdoor residential, hospitality, commercial and multifamily applications. It does not require a recessed housing for installation.


RID-CCT27-614

Deep Stepped Baffle Downlight with Selectable Color Temperature

DIMENSIONS



ACCESSORIES



MOUNTING PLATE

Versatile square mounting plate allows for installation of all models of ndr lighting recessed lighting products. refer to our mounting plate compatibility chart to ensure the proper mounting plate is selected.



RAZOR CABLES

These connecting cables are for use with the ndr lighting razor series. these cables allow for greater flexibility in designing custom layout needs.



REMODEL VAPOUR BARRIER

The remodel vapour barrier unit may be used with all ndr lighting remodel housings. it is designed to prevent air leakage from your living space into the attic, or any insulated spaces.



ADJUSTABLE MOUNTING PLATE

Versatile adjustable mounting plate allows for installation of all models of ndr lighting recessed lighting products. refer to our mounting plate compatibility chart to ensure the proper mounting plate is selected.



VAPOUR BARRIER

This vapour barrier unit may be used with all ndr lighting recessed lighting products. it is designed to prevent air leakage from your living space into the attic, or any insulated spaces.



GOOF RINGS

This goof ring is used when the ceiling hole is wider than the retrofit light unit being installed. refer to our goof ring compatibility chart to ensure the proper goof ring is selected.



UNIVERSAL MOUNTING PLATE WITH ADJUSTABLE HANGER BARS

This multi-size adjustable mounting plate allows for installation of all models of ndr lighting recessed lighting products. refer to our mounting plate compatibility chart to ensure the proper mounting plate is selected.

RID-CCT27-614

Deep Stepped Baffle Downlight with Selectable Color Temperature

RATINGS

AIRTIGHT
RATED



IC
RATED



ORDERING GUIDE

RIDGE CCT27 614 SERIES

Series	Color Temperature	Finish
RID-CCT27-614	2700K-3000K-4000K/90CRI/13W	WH White
	2700K-3000K-4000K/90CRI/13W	BLK Black

Notes: Configure product using **BOLD** options: Ex: **RID-CCT27-614-WH**