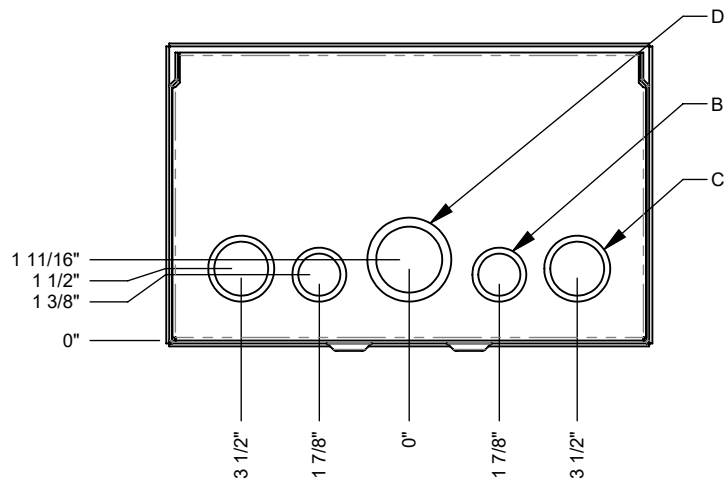
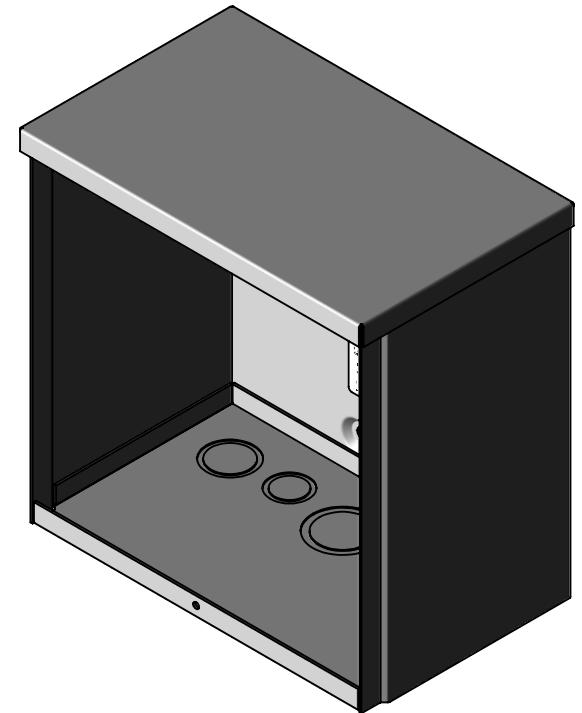
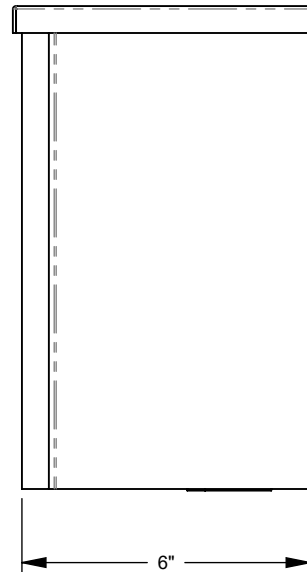
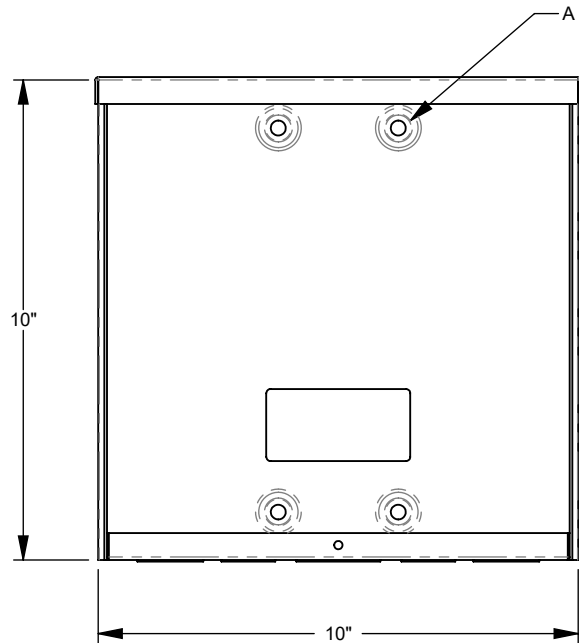




Hinge Type	No Hinge
Top	Drip Shield Top
Door	Cover
Latch	Cover Secured with Plated Screws
Support	Formed and Spot Welded

FEATURE TABLE		
ITEM	QTY	DESCRIPTION
A	4	STD. MNTG. EMBOSS
B	2	1/2, 3/4 CONC. K.O.
C	2	3/4, 1 CONC. K.O.
D	1	1, 1 1/4 CONC. K.O.



Version:

1

All dimensions are +/- 1/16".
Drawing views are not to scale.

Please consult serving utility for their requirements prior to ordering or installing, as specifications and approvals vary by utility, and may require local electrical inspector approval. All installations must be installed by a licensed electrician and must comply with all national and local codes, laws and regulations. Milbank reserves the right to make changes in specifications and features shown without notice or obligation.