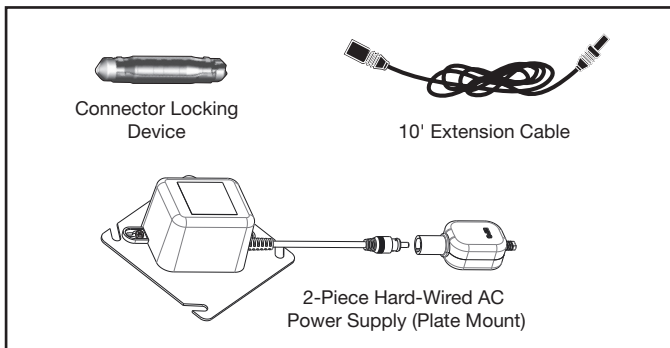


MODEL NUMBER:

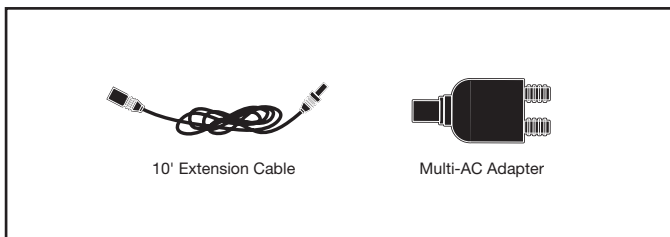
☐ **PK00.PAC Plug-In AC Power Kit**

Includes universal Plug-In AC power supply with 6' long power cord, single AC adapter and connector locking device.



☐ **PK00.HAC Hard-Wired AC Power Kit**

Includes 2-Piece Hard-Wired AC power supply (plate mount), 10' extension cable, and connector locking device.



☐ **PK00.MAC Multi-AC Power Kit**

Includes 10' extension cable and multi-AC adapter. One AC power supply can power up to 15 Selectronic faucets and/or flush valves at one time in a daisy chain configuration.

FOR USE WITH SELECTRONIC BASE FAUCET & FLUSH VALVE MODELS

FEATURES:

Plug-In AC: Class 2 UL certified universal Plug-In AC power supply with 6' long power cord.

Input Voltage: 100 - 240 VAC, 50 / 60 Hz. **Output Voltage:** 6VDC.

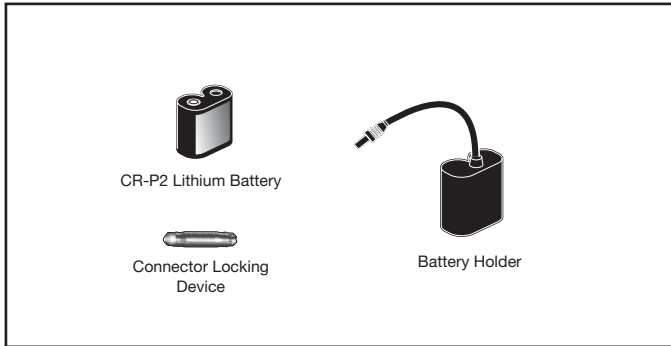
Hard-Wired AC: Class 2 UL certified Hard-Wired AC transformer (electrical box by others). Includes 10' extension cable to allow for remote installation of transformer. **Input Voltage:** 120 VAC, 60 Hz. **Output Voltage:** 6VDC.

Multi-AC: One AC transformer (plug-in or hard-wire) can power up to 15 faucets and/or flush valves in a daisy chain configuration. 10' maximum distance between units. **SEPARATE AC POWER KIT REQUIRED.**

Fail-Safe: Faucet and/or flush valve automatically shuts off upon loss of AC power. Prevents costly excess water usage and potential flooding.

Connector Locking Device: Secures connection of power supply to sensor. Prevents disconnection.

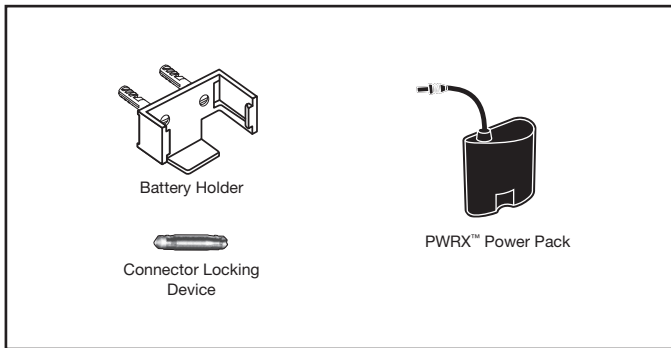
ONE POWER KIT REQUIRED FOR EACH FAUCET AND FLUSH VALVE



MODEL NUMBER:

☐ **PK00.CRP DC Power Kit**

Includes 6 VDC CR-P2 lithium battery, battery holder and connector locking device.



☐ **PK00.WRK PWRX™ 10-Year Battery Kit**

Includes PWRX™ 10-Year battery pack, battery holder and connector locking device.

FOR USE WITH SELECTRONIC BASE FAUCET & FLUSH VALVE MODELS

FEATURES:

PWRX™ 10 Year Power Kit

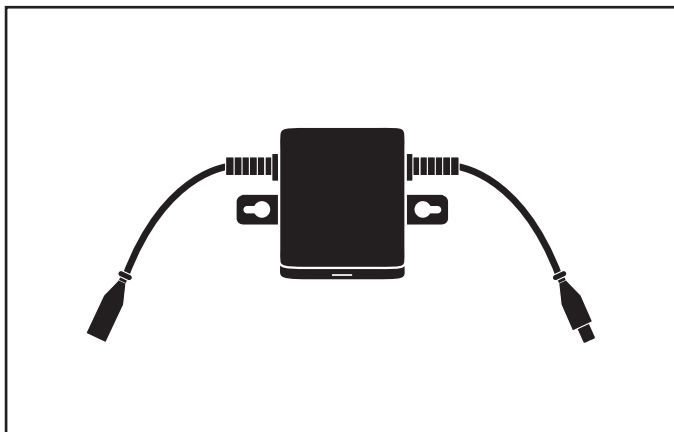
- Advanced battery chemistry combined with super capacitor technology reduces the downtime and maintenance costs associated with changing batteries.
- **Battery Life:** 480,000 cycles (10 years @ 4,000 cycles per month).
- Safety Circuitry prevents overheating in case of short circuit and protects the electronics from damage.

DC Power Kit

- Includes CR-P2 lithium battery.
- **Battery Life:** 192,000 cycles (4 years @ 4,000 cycles per month).

Fail-Safe Operation: Faucet and/or flush valve automatically shuts off when battery goes dead. Prevents costly excess water usage and potential flooding.

Connector Locking Device: Secures connection of power supply to sensor. Prevents disconnection.



MODEL NUMBER:

☐ **PK00.BBU Battery Back-Up Kit**

Battery back-up unit uses CR-P2 lithium battery to provide uninterrupted operation in the event of a power failure. Battery included. IP65 input and outlet connections.

FOR USE WITH SELECTRONIC AC POWERED FAUCET & FLUSH VALVE MODELS

FEATURES:

Continues Operation Without Delay: Battery back-up unit allows Selectronic faucet or flush valve to operate continuously without delay. Sensor does not reset during transition to battery.

- Cut-Over Time < 100 ms.

Easy Install: Installs between Selectronic faucet or flush valve and AC Power Supply (Plug-In or Hard-Wired) with plug and play IP65 connectors.

Standard CR-P2 Lithium Battery: Included for back-up power. Same battery is used in other Selectronic products.

- 10 year shelf life ensures that the battery will be ready when needed.