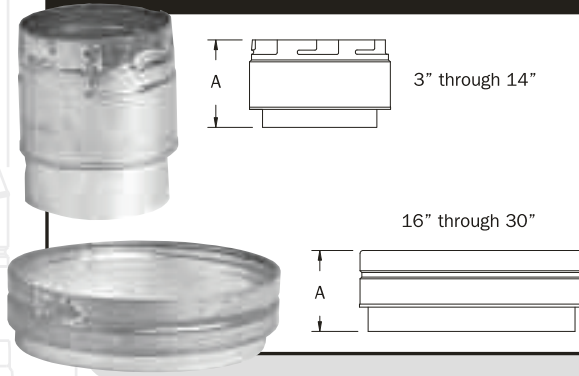


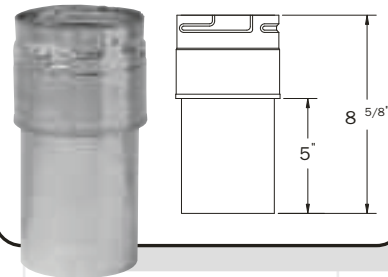
TYPE - B GAS VENT - ROUND FITTINGS

DRAFTHOOD CONNECTOR – MDC



CAT. NO.	SIZE	A	CAT. NO.	SIZE	A
3MDC	3"	4.875"	16MDC	16"	5.000"
4MDC	4"	4.875"	18MDC	18"	5.000"
5MDC	5"	4.875"	20MDC	20"	5.000"
6MDC	6"	4.875"	22MDC	22"	5.000"
7MDC	7"	4.875"	24MDC	24"	5.000"
8MDC	8"	4.875"	26MDC	26"	5.000"
10MDC	10"	4.875"	28MDC	28"	5.000"
12MDC	12"	4.875"	30MDC	30"	5.000"
14MDC	14"	4.875"			

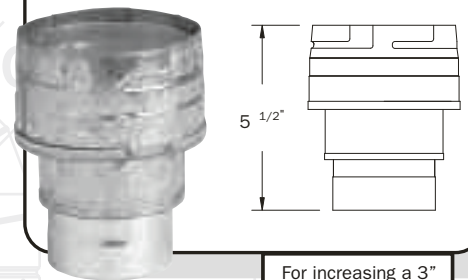
EASYOUT™ DRAFTHOOD CONNECTOR – 4MDC-CB



Connects to a furnace's internal vent elbow and exits the cabinet, where B-Vent can then be connected.

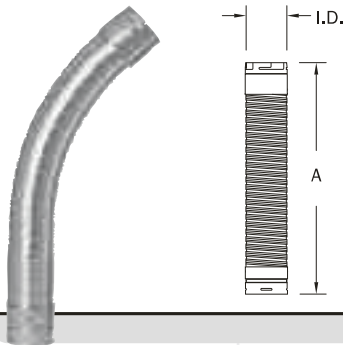
Designed for specific Carrier, Bryant and Payne gas furnaces, see spec sheet for models.

DRAFTHOOD INCREASER – 3MDC4



For increasing a 3" drafthood outlet to a 4" B-Vent outlet.

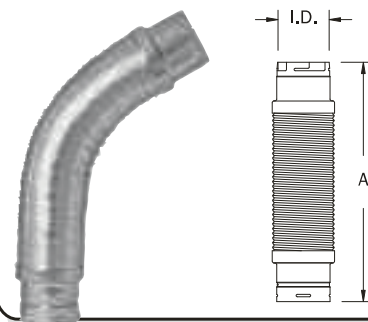
SINGLE WALL FLEX CONNECTORS MSWF - 3" through 5"



CAT. NO.	SIZE	A
MSWF03	3"	1', 2', 3', 4', 5'
MSWF04	4"	1', 2', 3', 4', 5'
MSWF05	5"	1', 2', 3', 4', 5'

For easy connection of appliance to common B-Vent.


B-FLEX FLEXIBLE B-VENT MDWF - 3" through 6"



CAT. NO.	SIZE	A
MDWF03	3"	2', 3', 4', 5'
MDWF04	4"	2', 3', 4', 5'
MDWF05	5"	2', 3', 4', 5'
MDWF06	6"	2', 3', 4', 5'

Use as a connection of appliance to common B-Vent or as a segment of B-Vent except where it penetrates the structure; walls, floors, ceilings, roof.

PARTITION THIMBLE – MPT - 3" through 8"



CAT. NO.	SIZE	A	B
3MPT	3"	5.6250"	9.00"
4MPT	4"	6.6875"	9.00"
5MPT	5"	7.6875"	11.00"
6MPT	6"	8.6875"	11.00"
7MPT	7"	10.1875"	13.25"
8MPT	8"	11.1875"	14.00"

Adjusts from 4.0" to 6.5" for variable wall thickness.