

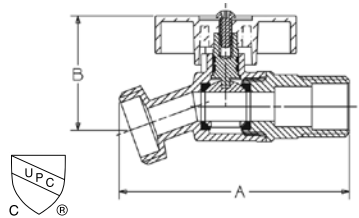
Hose Bibbs

125 lb. CWP to 100°F

Maximum Temperature 180°F

QUARTER TURN HOSE BIBBS MATERIALS LIST

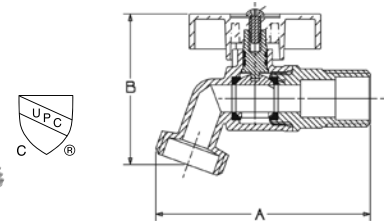
PART	SPECIFICATION
Screw	Steel
I.D. Tag	Aluminum
Handle	Zinc
Stem	Brass ASTM B 16 UNS C36000
O-Ring	Nitrile
Seat	PTFE
Ball	Brass ASTM B 16 UNS C36000
Adapter	Brass ASTM B 283 UNS C37700
Body	Brass ASTM B 283 UNS C37700



QT54X

DESCRIPTION	Nom. Size	DIMENSIONS		APPROX. NET WT.
		A	B	
NO-KINK HOSE BIBB Male or Cup to Hose	1/2	3.15"	1.54"	.40 lb
	3/4	3.15"	1.54"	.42 lb

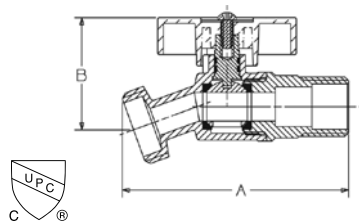
IAPMO Listed to cUPC®



QT56X

DESCRIPTION	Nom. Size	DIMENSIONS		APPROX. NET WT.
		A	B	
HOSE BIBB Cup or Male to Hose Male Thread to Hose	1/2	3.15"	2.17"	.40 lb
	3/4	3.15"	2.14"	.42 lb

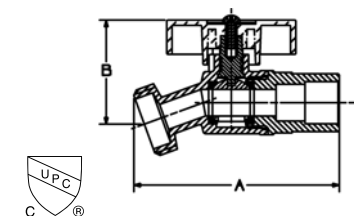
IAPMO Listed to cUPC®



QT55X

DESCRIPTION	Nom. Size	DIMENSIONS		APPROX. NET WT.
		A	B	
NO-KINK HOSE BIBB FIP to Hose	1/2	2.87"	1.54"	.40 lb
	3/4	3.15"	1.54"	.45 lb

IAPMO Listed to cUPC®



QT57X

DESCRIPTION	Nom. Size	DIMENSIONS		APPROX. NET WT.
		A	B	
NO-KINK HOSE BIBB 1/2 Cup or 3/4 Ftg. to Hose	1/2" or 3/4"	3.11"	1.54"	.42 lb

IAPMO Listed to cUPC®

NOT FOR USE WITH POTABLE DRINKING WATER APPLICATIONS AFTER JANUARY 3, 2014.

Figure Number Comparison

Low Pressure Plumbing Valves

For use as a guide only — some differences in design and materials are possible

NIBCO	Arrowhead	AY McDonald‡	B&K‡	Hammond‡	Legend‡	Mansfield	Matco-Norca‡	Red & White‡	Watts‡
QT56X	301/302					44.42		RW303	
61	900/925	2003	108-000	1035	T-543				
QT63X	255/355	2015	108-100	1032	T-541	34.40	206H	RW252	SC4
QT763X	255SW	2014	108-500	1034	S-541		206C	RW272	SC3
72			102-094		S-521				BD1C
74-2					S-524				
73CL	222/220	2004	102-100	712	T-522	526.40	204F	RW503	BD3F
74CL	221/223	2003	102-000	710	T-521	526.42	204M	RW502	BD1

‡ Indicates Valve Line is Import ONLY.

Figure Number Comparison

Low Pressure Plumbing Valves

For use as a guide only — some differences in design and materials are possible

NIBCO	Arrowhead	AY McDonald‡	B&K‡	Hammond‡	Legend‡	Mansfield	Matco-Norca‡	Red & White‡	Watts‡
64									WAS
64L									
64LA									
64ADP									
64FC									
SI3		2050S	101-500	968	S-451		521C	247	WCVS
TI3		2050T	101-000	967	T-451		521T	246	WCVS
S480				947	S-455				
T480				943	T-455				
SI8		2035T	100-500	668	S-401		514C	268	WGVS
TI8		2035S	100-000	667	T-401		514T	267	WGV
S29									
T29									

‡ Indicates Valve Line is Import ONLY.