










Tubing Cutters

TUBING CUTTER SELECTION

Pipe Cutter	Image	Page No.	Diameter	Material / Diameter			
				Steel / Stainless	Copper	Aluminum	Plastic/PVC
Close Quarters Tubing Cutters		3.14	1/4" - 1 1/8"	●	●	●	
2-in-1 Close Quarters AUTOFEED™ Cutter		3.15	1/4" - 1 1/8"	●	●	●	
Constant Swing Tubing Cutters		3.15	1/8" - 1 3/8"	●	●	●	
Enclosed Feed Tubing Cutters		3.16	1/4" - 2 3/8"	●	●	●	
Quick-Acting Tubing Cutters		3.16	1/4" - 6 5/8"	●	●	●	●
Screw Feed Tubing Cutters		3.17	1/8" - 3 1/8"	●	●	●	
Internal Tubing Cutters		3.17	2-4"	●	●	●	●
Stainless Steel Duty Tubing Cutters		3.17	3/16" - 2 5/8"	●	●	●	
Plastic Pipe Cutters		3.19-3.21	1/8" - 1 7/8"				●



CLOSE QUARTERS TUBING CUTTERS

- Specifically designed for use in restricted spaces on small diameter, hard and soft copper, aluminum, brass and plastic tubing.
- Rollers include grooves for close-to-flare cuts on models 101, 101J and 118.
- Strong, lightweight slide and wheel housing, and large knurled feed screw knob give easy control of cutting pressure for clean cuts.
- Models 117 and 118 include a self-feeding AUTOFEED® cutter wheel that automatically cuts after tightening the knob only once.
- Models 101, 117 and 118 feature a special knob for easier tightening of the feedscrew.
- Model 101-ML is for multilayer tubing in only.

Catalog No.	Model No.	Description	Std. Wheel	Capacity		Weight		Std. Pack
				in.	mm	lb.	kg	
40617	101	Close Quarters Cutter	E-3469	1/4 - 1 1/8	6 - 28	1/2	0.23	6
32975	103		E-3469	1/8 - 5/8	3 - 16			
32985	104		E-3469	3/16 - 15/16	5 - 24	1/3	0.15	
97787	117	Close Quarters AUTOFEED Cutter	E-3469	3/16 - 15/16	5 - 24			12
86127	118	Close Quarters AUTOFEED® #174; Cutter Only	E-3469	1/4 - 1 1/8	6 - 28	5/8	0.26	6
32933		Ratchet Handle Only for 101 and 118 Tubing Cutter		-	-			NA

(TOOLTIP)

For best cutting results, change the cutter's wheel pin at least once for every two cutter wheel replacements.

Models 117 and 118 include a self-feeding cutter wheel that automatically cuts after tightening the knob only once (AUTOFEED).
*Models 101 and 118 include spare cutter wheel in knob.

Tubing Cutter Replacement Wheels

Always use genuine RIDGID® Cutter Wheels. These wheels are precision-machined from high-grade steel and are engineered for long life and maximum cutting accuracy.



Tubing Cutters (Original Product)		Model No.	Catalog No.																					Application/Material														
Catalog No.	Model No.	Std. Pack	Blade Exp.	10	15	15-SI	35S	65S	CSST	20	30	101/118	103/104/117	32975-32985-97787	33005	83240	83290	83295	150	151	151-P	152	152-P	153	153-P	154	154-P	156	156-P	205	33055	93492	10973					
33210	E-702	1	.500																																Heavy Wall PVC, ABS			
33165	E-1240	12	.162	▲	▲	▲																						▲		▲						Steel – SS		
33200	E-1740	1	.147									▲	▲							▲		▲		▲		▲										Soft Flexible Pipe		
74720	E-2155	1	.286																			●		●		●										PE, PB, PP, Std. & Heavy Wall		
74730	E-2156	1	.412																									●		▲							PE, PB, PP, Std. & Heavy Wall	
74735	E-2157	1	.500																									▲		●							PE, PB, PP, Std. & Heavy Wall	
33175	E-2191	6	.292								▲																▲		▲			●	▲				Steel Tubing	
33170	E-2558	6	.220							●						●	●	▲									●		●								Aluminum & Copper	
83235	E-2880	1	.747												▲	▲												▲		▲							PE, PB, PP, Std. & Heavy Wall	
33205	E-2990	1	.112	▲	▲					▲																											Steel, Aluminum & Copper	
33185	E-3469	12	.149									●	●							●	●		●		●						●						Aluminum & Copper	
34695	E-3495	1	.290																		▲		▲		▲						▲						Aluminum	
33190	E-4546	6	.120						●												▲		▲		▲						▲						Steel – SS	
33195	E-5272	6	.290																			▲		▲		▲											PVC, ABS, Std. Wall	
33180	E-5299	6	.412												▲	▲		●										▲		▲							PVC, ABS, Std. Wall	
33160	F-158	12	.149	●	●					●																												Aluminum & Copper
88260	E-10279	1	.185																									▲		▲								Thin-Wall PVC
96397	E-1525	1	.120			●																																Stainless Steel
33551	122SS	1	.292																														▲	●				Stainless Steel
29973	E-635	1	.120				●	●																														Stainless Steel
33190	E-4546	1	.120						●																													Stainless Steel

● Denotes Cutter Wheels furnished with original product. ▲ Denotes alternate Cutter Wheel.